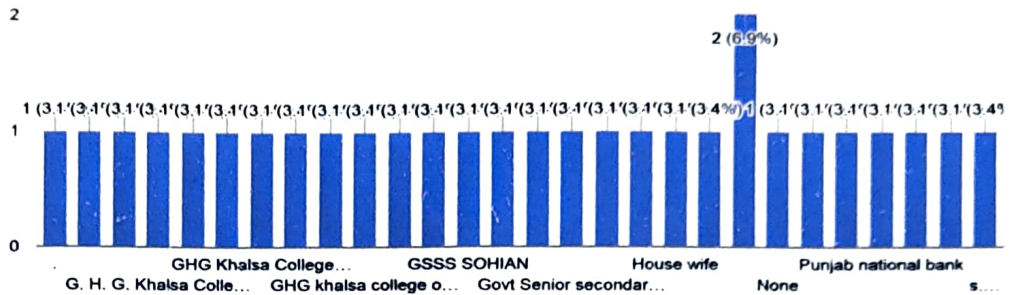


Alumni Feedback (2022-23)

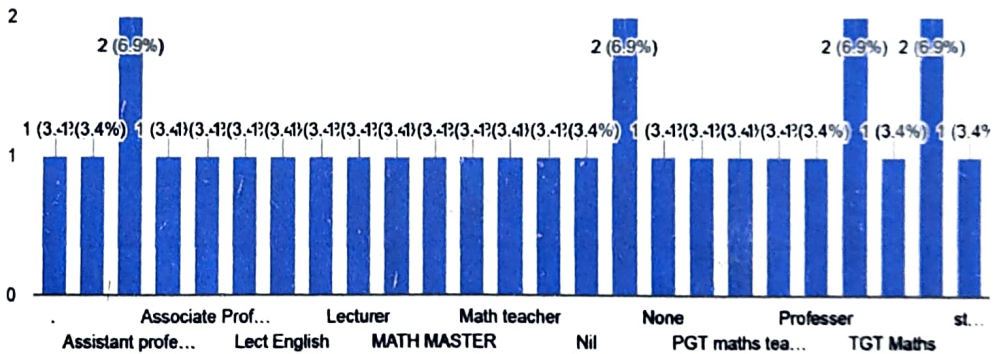
Analysis of Alumni Feedback is given below;

1. Name of Organization currently working with



Above is the information of the alumni of the college working in various institutions.

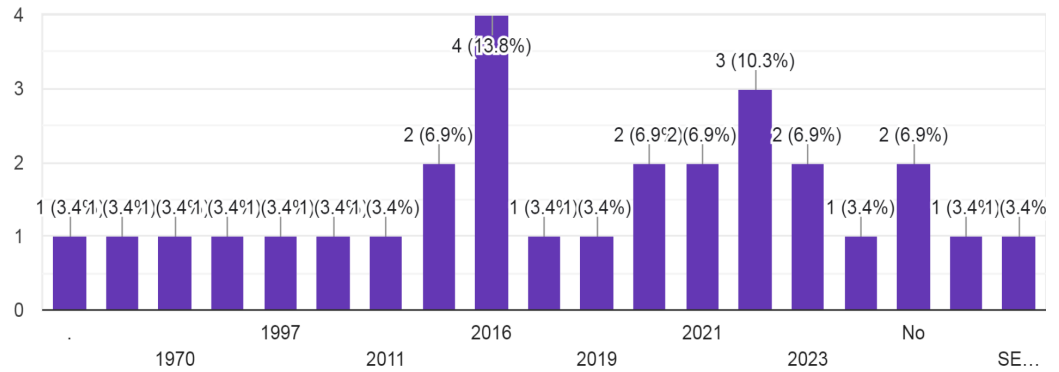
2. Designation



The above graph shows the designations of the alumni of our college who are working in various institutions as Assistant Professor, Associate Professor, lecturer, Manager, Math Mistress, Pedagogue, Principal and Teachers etc.

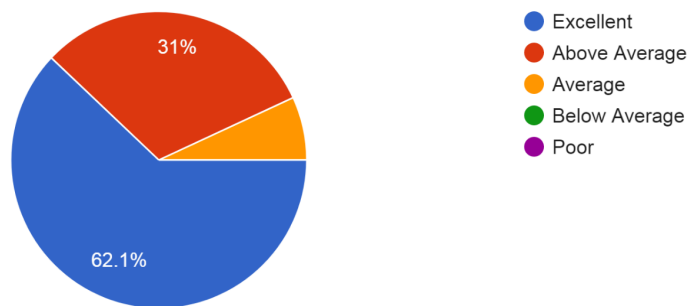

 10.1.23
PRINCIPAL
G.H.G Khalsa College
Curusar Sadhar (Ludhiana)

3. Joining Year



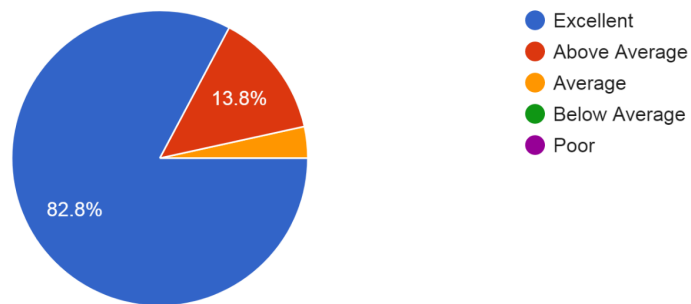
Above graph shows the year of joining various institutions by the alumni.

4. Library Facilities



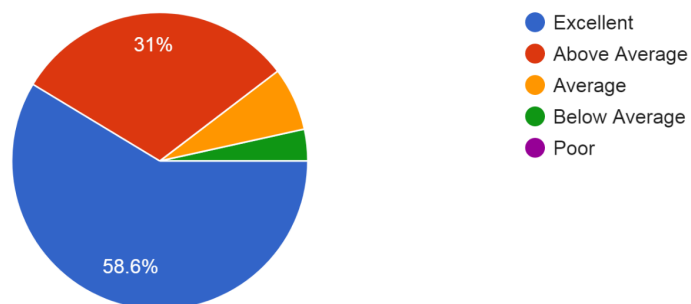
62.1 % of the alumni rated the library facilities as excellent, 31% rated it as above average and the rest rated it as average, below average and poor.

5. Sports Facilities



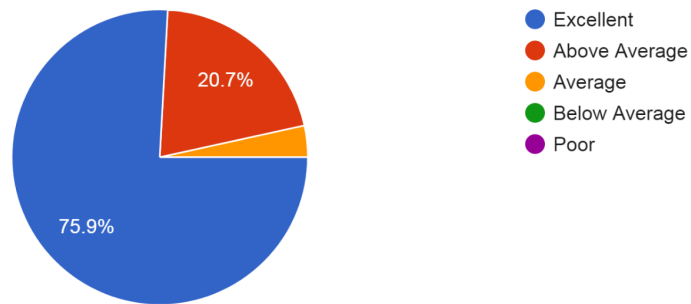
82.8 % of the alumni rated the sports facilities as excellent, 13.8 % rated it as above average and the rest rated it as average, below average and poor.

6. Role played by college towards development of society



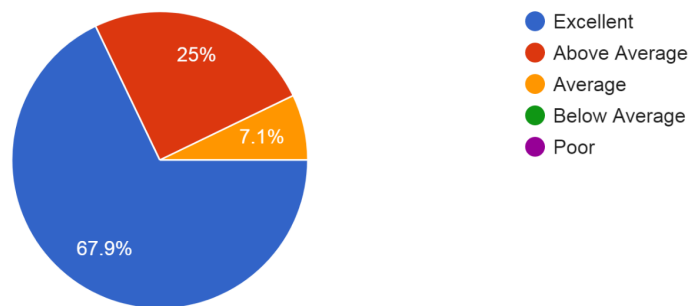
58.6 % of the alumni feel that the college has played an excellent role for the development of the society while 31 % said college played an above average role, 6.9% said college played an average role while 3.4% gave a below average response.

7. Teaching Practices



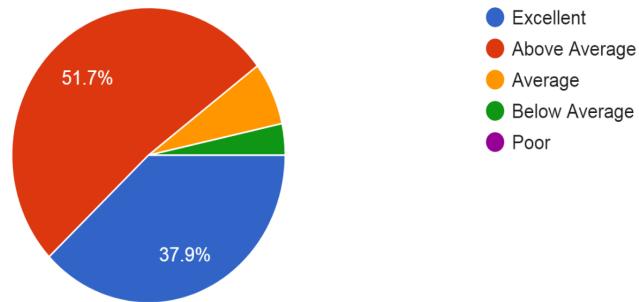
75.9% grade teaching practices of the college as excellent, 20.7% graded as above average and 3.4% said to be average.

8. Co-Curricular Activities



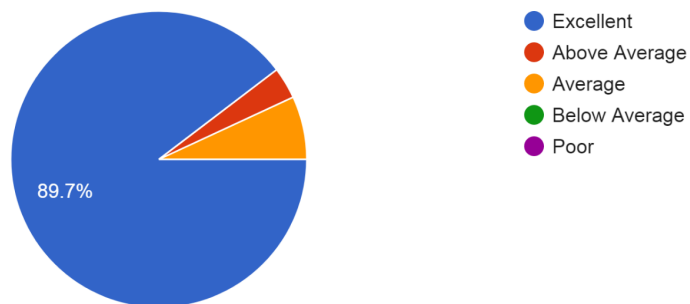
67.9% grade co-curricular activities of the college as excellent, 25% graded as above average, 7.1% said to be average.

9. Cafeteria & Common Room



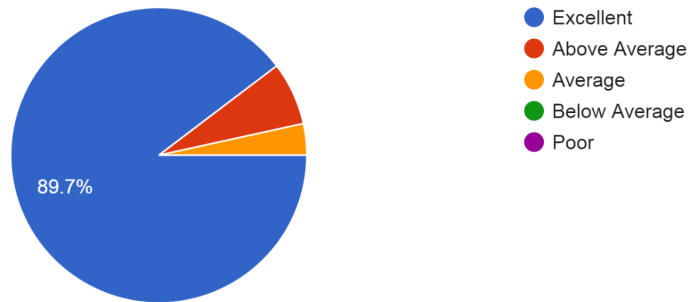
37.9% grade the cafeteria and common room of the college as excellent, 51.7% graded as above average, 6.9% said the to be average and the rest rated it as below average.

10. Playgrounds



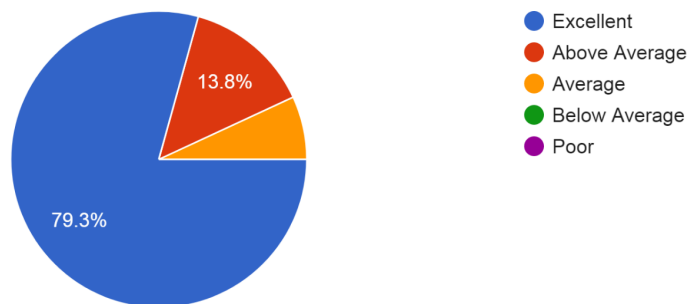
89.7% grade playgrounds of the college as excellent, 3.4% graded as above average and 6.9% rated it as average.

11. Campus & Surroundings



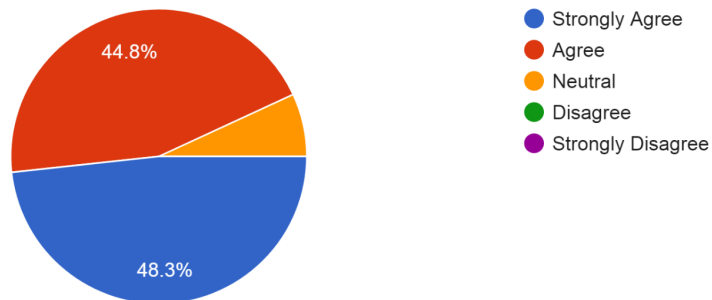
89.7% grade the campus and surroundings of the college as excellent, more than 6.9% graded as above average and the rest rated it as average.

12. Overall impression of institute



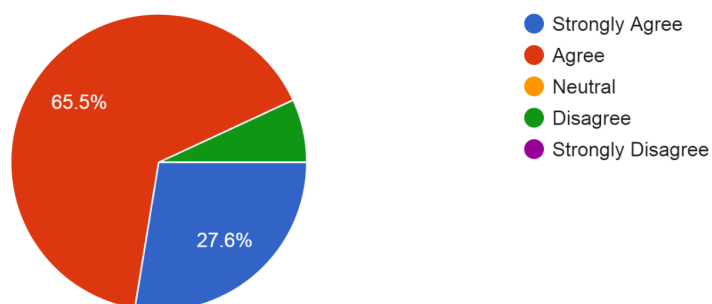
79.3% say that the college has an excellent overall impression, 13.8% rate it as above average and the rest rated it as average.

13. Contents of the syllabus sensitise you towards issues like gender equality, environment & sustainability, ethics and values etc.



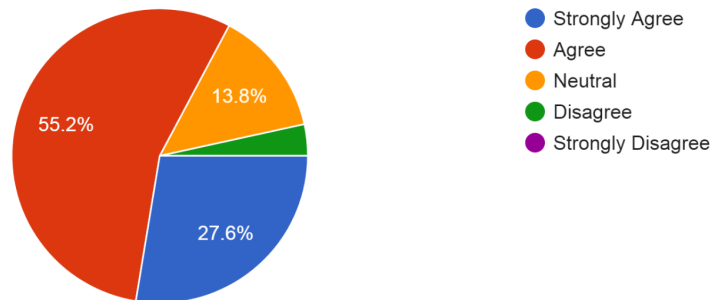
48.3% strongly agree, 44.8% agree as a response towards the question that contents of syllabus sensitise you towards issues like gender equality, environment and sustainability, ethics and values etc. The rest was neutral.

14. Academic flexibility in the curriculum provides you opportunities to pursue your interest by choosing from a variety of options from your own area of specialisation as well as from other areas.



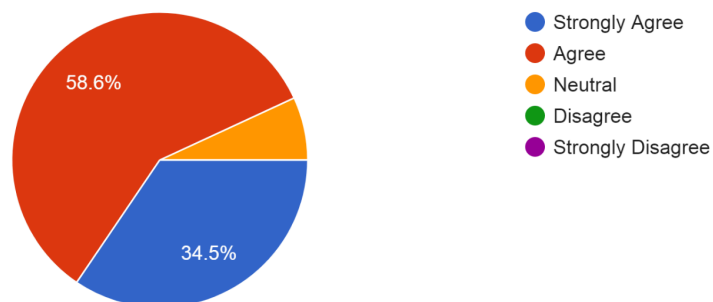
27.6% strongly agree, 65.5% agree that academic flexibility in the curriculum provides you opportunities to pursue your interest by choosing from a variety of options from your own area of specialisation as well as from other areas. The rest disagreed on this point.

15. The curriculum aims at making students job ready by importing analytical & reasoning, language & soft skills in addition to technical competency as demanded by the job market.



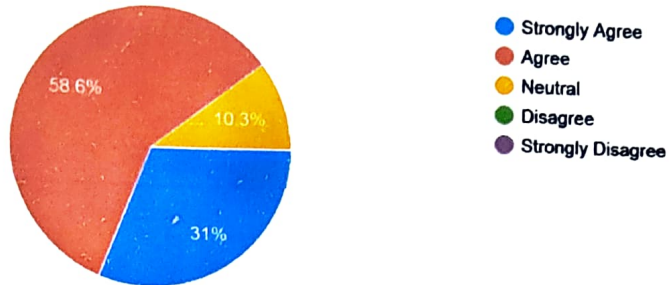
27.6% strongly agree, 55.2% agree that the curriculum aims at making students job ready by importing analytical & reasoning, language & soft skills in addition to technical competency as demanded by the job market while 13.8% gave neutral responses and rest disagreed to the question.

16. Syllabus contents in the curriculum promote entrepreneurship and students are encouraged and supported to initiate start-up's.



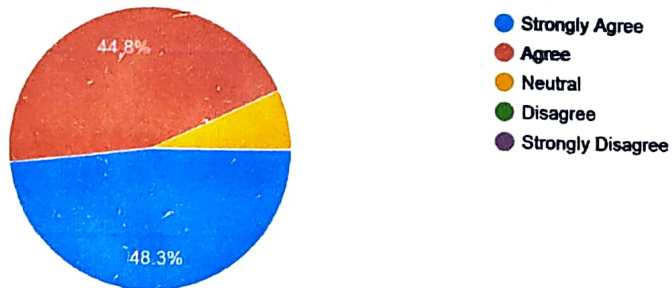
34.5% strongly agree, 58.6% agree and 6.9% gave neutral responses on the question syllabus contents in the curriculum promote entrepreneurship and students are encouraged and supported to initiate start-up's.

17. The curriculum was outcome based and the expected outcomes through various courses are attained



31% strongly agree, 58.6% agree and 10.3% gave neutral responses on the question that the curriculum was outcome based and the expected outcomes through various courses are attained.

18. The syllabus contents were up to date



48.3% strongly agreed, 44.8% agree that the syllabus contents were up to date while 6.9% gave a neutral response on this point.

J. Singh
PRINCIPAL
G.H.G Khalsa College
Gurusar Sadhar (Ludhiana)