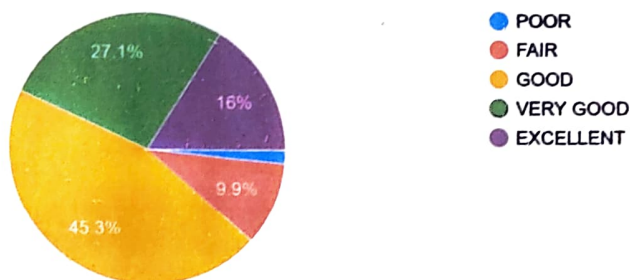


Student Satisfaction Survey (2022-23)


The following is the analysis of the responses.

1. The teachers approach to teaching can be best described as



16 % of the students said that teachers' approach to teaching is excellent while 27.1% and 45.3 % said that it is very good and good respectively. Majority of students think that the teachers' approach to teaching is best.

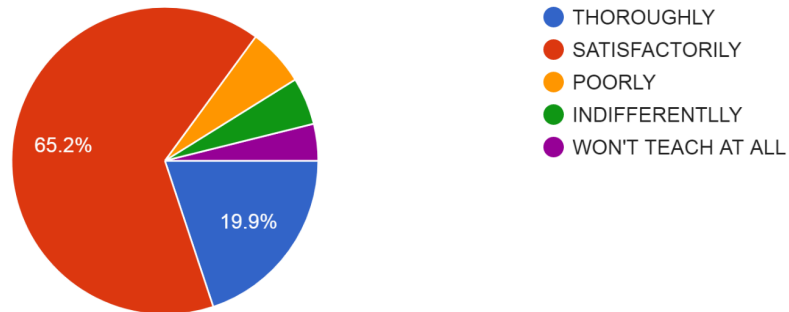
2. How much of the syllabus was covered in class ?



61.3 % Students feel that 85-100% of the syllabus was covered in the class while 28.7% students feel that a good amount of syllabus has been covered in the classroom. Majority of students think that the syllabus was covered in class.

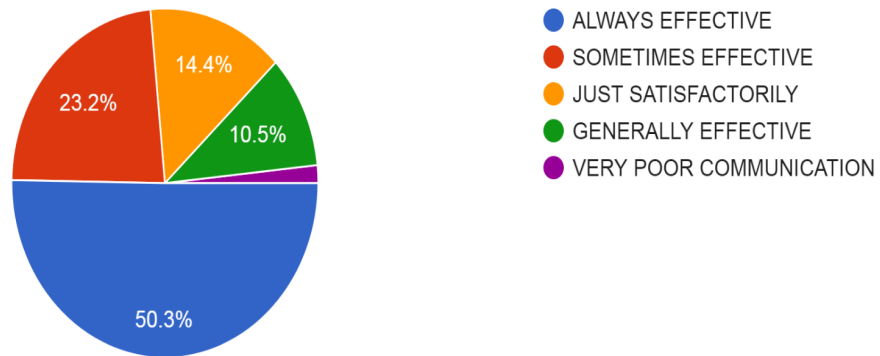

PRINCIPAL
G.H.G Khalsa College
Gurusar Sadhar (Ludhiana)

3. How well did the teachers prepare for the classes?



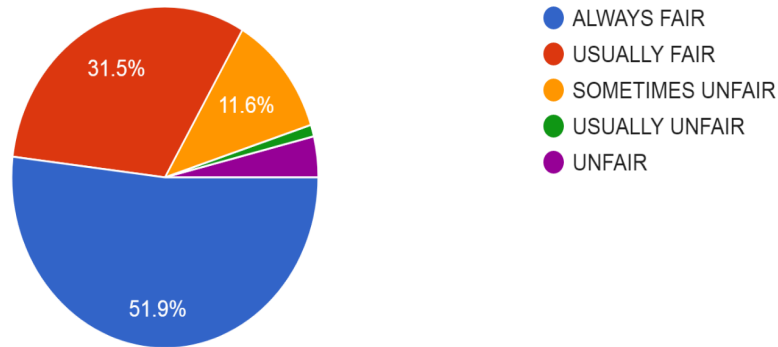
Up-to 86% think positively about the teacher's preparation for the class lecture.

4. How well were the teachers able to communicate?



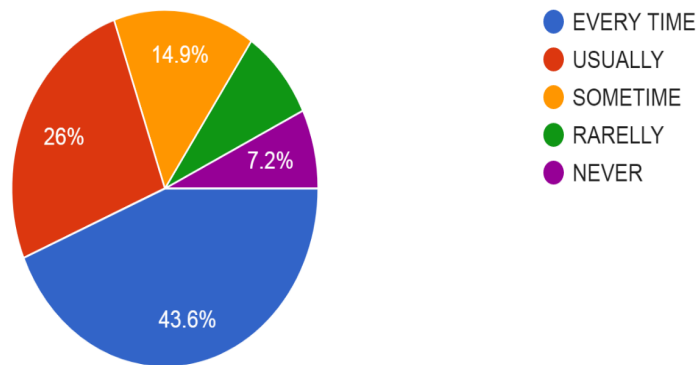
50.3% of students feel that teacher's communication is always effective. 23.2 % of them said that it was sometime effectively while 14.4% and 10.5% said about the satisfactorily and generally effective communication skills in teachers.

5. Fairness of Internal evaluation process by teachers



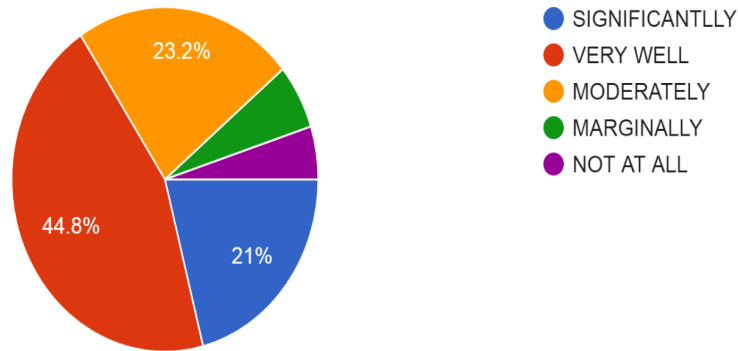
About 51.9 % students find the Internal evaluation process by teachers as always fair and 31.5 % found it usually fair. Only 11.6% and the rest find the internal evaluation process by the teachers are sometimes unfair and usually unfair.

6. Was your performance in assignments discussed with you ?



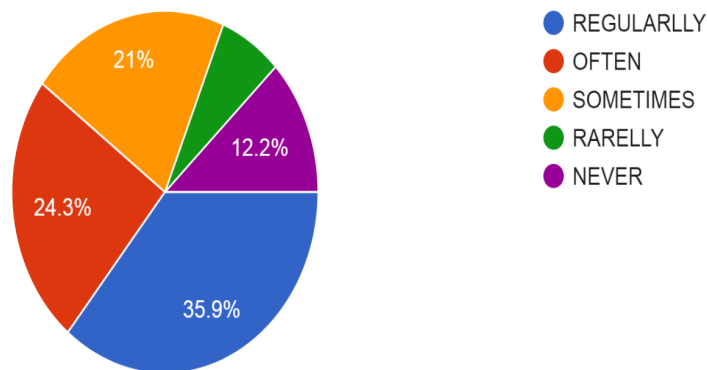
About 43.6% of students approved that their performance in assignments is discussed every time. 26 % and 14.9 % of students thinks their performance in assignments is discussed usually and sometime respectively. Below 15% students voted for rarely and never.

7. The teaching and mentoring process in your institution facilitates you in overall growth



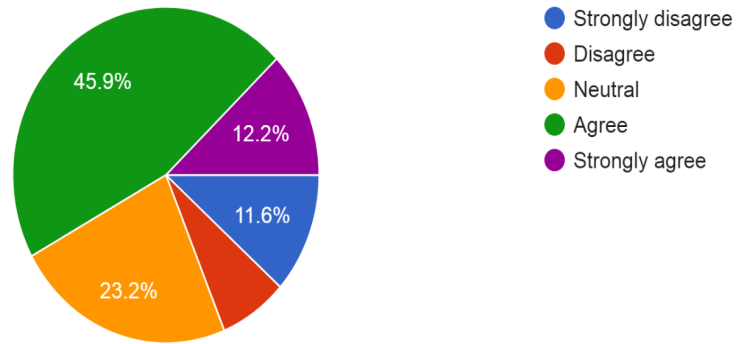
About 21 % of students thinks that their teaching and mentoring process in the institution facilitates them in cognitive ,social and emotional growth significantly and 44.8 % think it is very good. About 23.2% of students voted for moderate facilitation.

8. The institute takes active interest in promoting internship , student exchange ,field visit opportunities for student



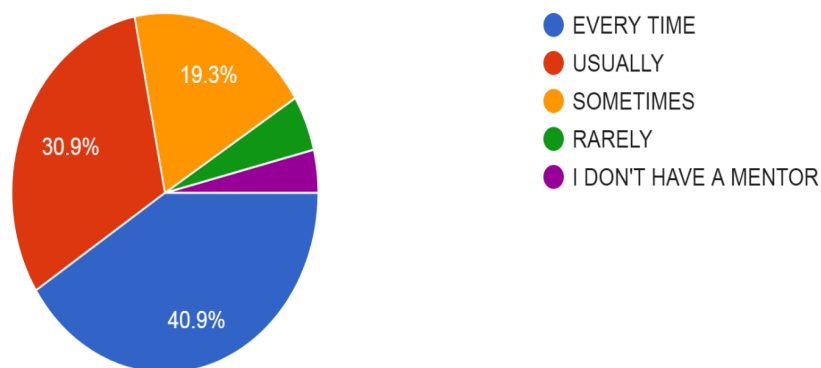
35.9 % students feel that the institute takes active interest in promoting internship , student exchange ,field visit opportunities for them regularly. Wheares 24.3% opted for often. About 21 % of students reveal that institutes take active interest sometimes. Only 6.6% and 12.2 % opted for rarely and never.

9. The institution provides multiple opportunities to learn and grow



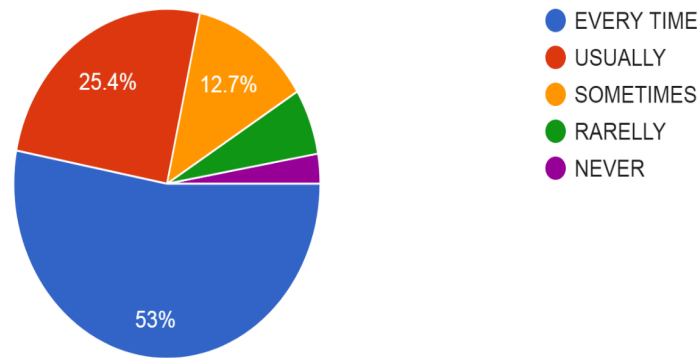
About 12.2% students strongly agree that the institution provides multiple opportunities to learn and grow and 45.9% agree. About 23.2 % students have a neutral opinion, whereas only 7.2% and 11.6% students disagree and strongly disagree, respectively.

10. Your mentor does a necessary follow-up with an assigned task to you



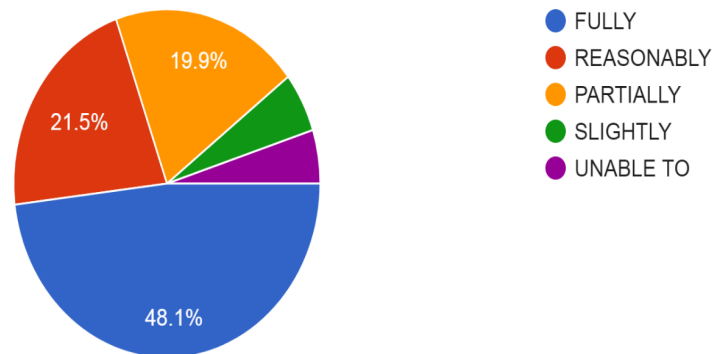
40.9 % students feel that their mentor does a necessary follow-up with an assigned task with them everytime, and 30.9 % feel that follow up happens usually. Occasionally follow up was observed by 19.3%. The Remaining 8.9% opted for the bottom two options.

11. The teachers illustrate the concepts through examples and applications



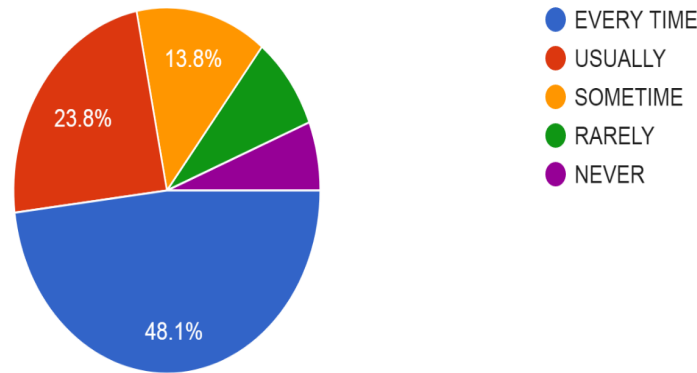
About 53 % of students approved that their teachers illustrate the concepts through examples and applications every time. 25.4% and 12.7% students think that it happens usually and sometimes respectively. Below 8% students voted for rarely and never.

12. The teachers identify your strengths and encourage you with providing right level of challenges



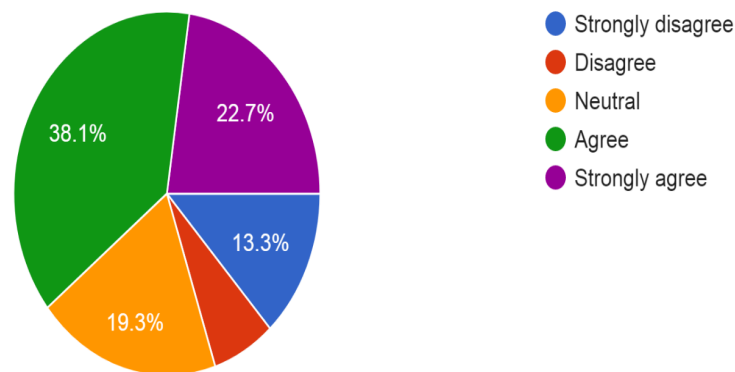
About 48.1% students fully agree that the teachers identify their strengths and encourage them by providing the right level of challenges and 21.5% students reasonably agree. About 19.9% partially agree. Only 10% think that teachers is unable to identify their strengths and encourage them by providing the right level of challenge

13. Teachers are able to identify your weaknesses and help you to overcome them



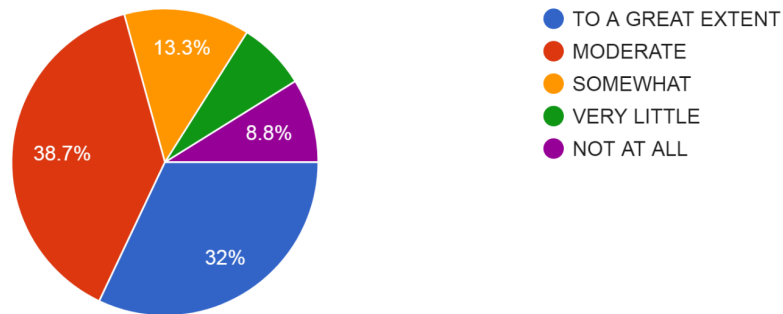
About 48.1% of students approved that their teachers are able to identify their weaknesses and help them to overcome them every time. 23.8% and 13.8% students think that it happens usually and sometimes respectively. Below 14 % students voted for rarely and never.

14. Teachers encourage you to participate in extracurricular activities



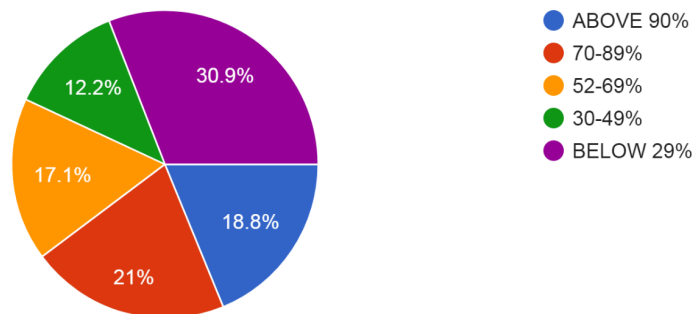
About 22.7 % students strongly agree that they receive encouragement from teachers to participate in extracurricular activities and 38.1% agree. About 19.3% students have a neutral opinion, whereas only 6.6% and 13.3% students disagree and strongly disagree, respectively.

15. Efforts are made by the institute/teachers to inculcate soft skills, life skills and employ-ability skills to make you ready for the world of work.



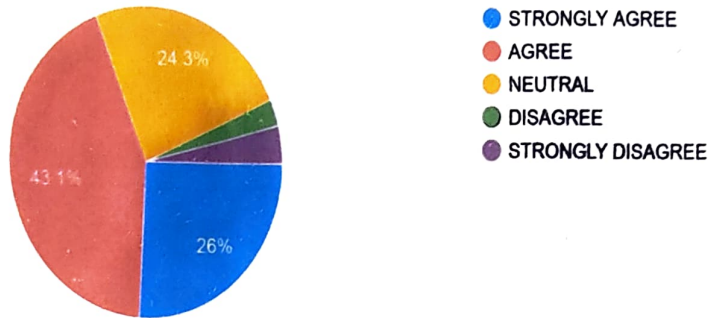
About 32 % students agree to a greater extent efforts are made by the institute/teachers to inculcate soft skills, life skills and employ-ability skills to make you ready for the world of work. Moderate efforts were observed by 38.7 % students and 13.3% opted for somewhat. The Remaining 16 % opted for the bottom two options.

16. What percentage of teachers used ICT tools such as LCD projector, multimedia etc. while teaching ?



Around 18.8% students rated for above 90%, while 21 % rated for 70-89%. Whereas 17.1% students rated for 50-69% and 43% students rated for less than 50%.

17. Is the overall quality of the teaching-learning process very good ?



About 26 % students strongly agree that the overall quality of the teaching-learning the process is very good and 43.1% of students agree. About 24.3% students have a neutral opinion, whereas only 2.8% and 3.9% students disagree and strongly disagree, respectively.


PRINCIPAL
G.H.G Khalsa College
Gurusar Sadhar (Ludhiana)