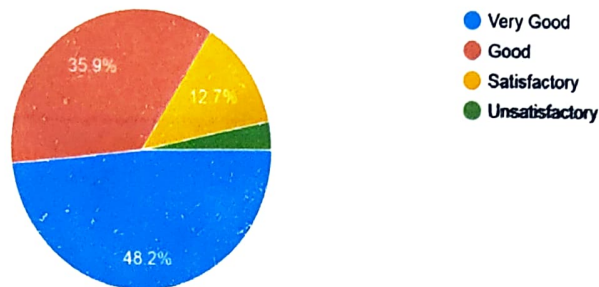


Student's Feedback on Syllabus and its Transactions (2022-23)

Around 521 respondents filled the student feedback forms related to syllabus and its transactions. The following is the analysis of the responses.

1. Extent of coverage of syllabus ?

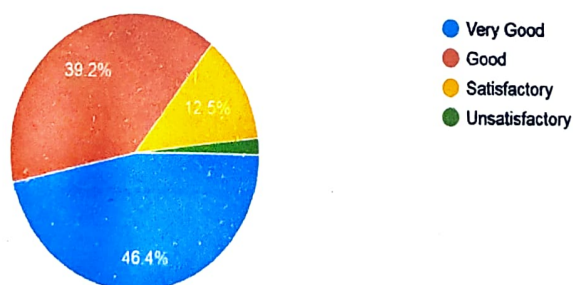
521 responses



Students feel that 48.2% of the syllabus was covered in the class while 35.9% of students feel that a good amount of syllabus has been covered in the classroom. 12.7% feel that coverage of the syllabus is satisfactory while rest feels it as unsatisfactory.

2. Learning value (in terms of knowledge, concept, manual skill, analytical abilities, and broadening perspective).

521 responses

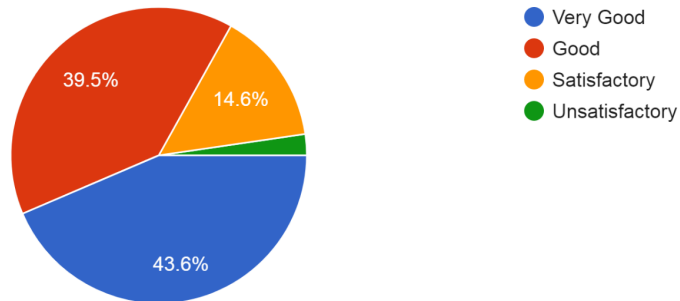


46.4% of the students said that learning value (in terms of knowledge ,concept, manual skill, analytical abilities and broadening perspective) is very good , 39.2% of them said it was good , while 12.5 % of them said it was satisfactory and others said it was unsatisfactory.


10.1.24
PRINCIPAL
G.H.G Khalsa College
Gurusar Sadhar (Ludhiana)

3. Clarity and relevance of textual material.

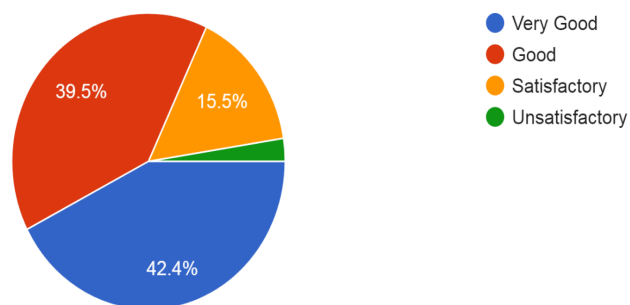
521 responses



43.6% of the students said that clarity and relevance of the textual material is very good , 39.5% said that it was good ,while 14.6% said it was satisfactory and others said it was unsatisfactory. Majority of students think that syllabus content is good, clear and relevant.

4. Applicability and relevance to real life situations.

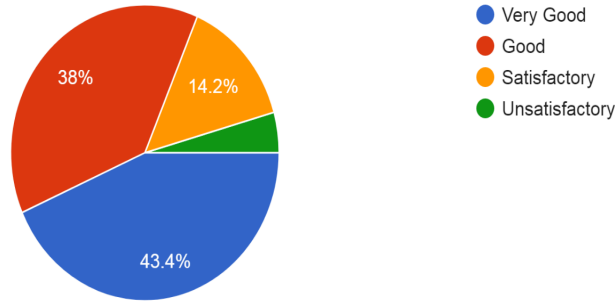
521 responses



42.4% of the students said that applicability and relevance to real life situations was very good , 39.5% of them said that it was good , while 15.5% said that it was satisfactory and others said it was unsatisfactory.

5. Relevance of additional source material (library).

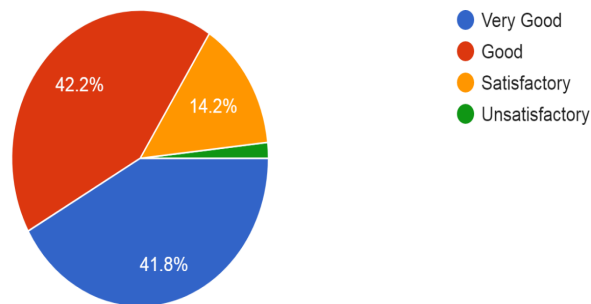
521 responses



43.4% of the students said that the extent of coverage of the syllabus was very good from the additional sources available in the college library and 38% of the students said it was good , while 14.2% of them said that syllabus material available was satisfactory and others said it was unsatisfactory.

6. Extent of efforts expected from students?

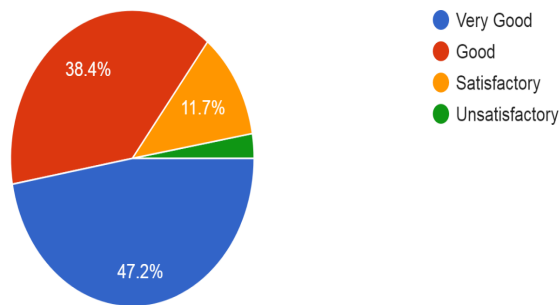
521 responses



41.8% of the students said that the extent of the efforts expected from students was very good, 42.2 % of them said that it was very good , while 14.2% said that it was satisfactory , and others said that it was unsatisfactory.

7. Books referred to matched syllabus requirements.

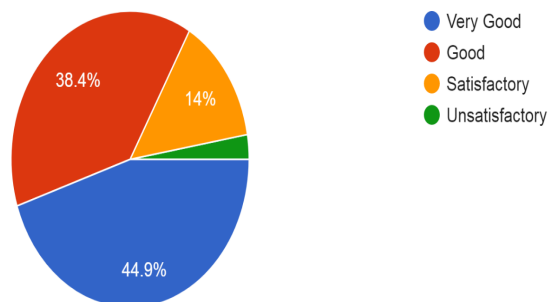
521 responses



47.2% of the students said that the books they referred to regarding content as per subject was very good ,38.4% of them said that it was good while 11.7% of them said books referred to them matched with syllabus was satisfactory and others said that it was unsatisfactory .

8. Syllabus is skill oriented.

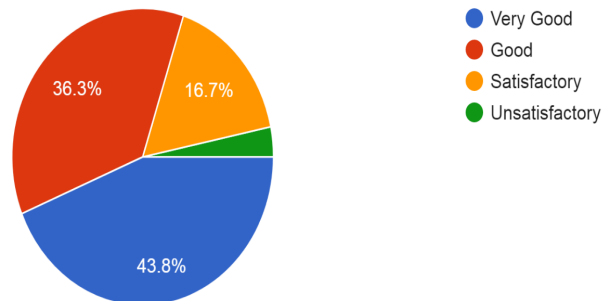
521 responses



44.9% of the students said that the syllabus was skill oriented , while 38.4% said that the syllabus was good , while 14% of the students said that it was satisfactory and others said it was unsatisfactory. Majority of students think that the syllabus is skill oriented.

9. Syllabus was easy to understand.

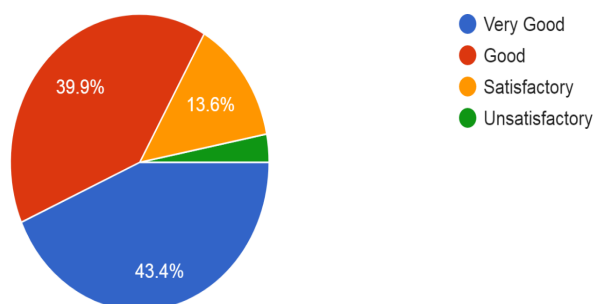
521 responses



43.8% of the students said that the syllabus was easy to understand ,36.3% of them said that it was good while 16.7% of them said that the syllabus was satisfactory and others said that it was unsatisfactory . The majority of students think that the syllabus is good to understand.

10. Syllabus was done in a proper manner and the teacher compelled me to go to the library.

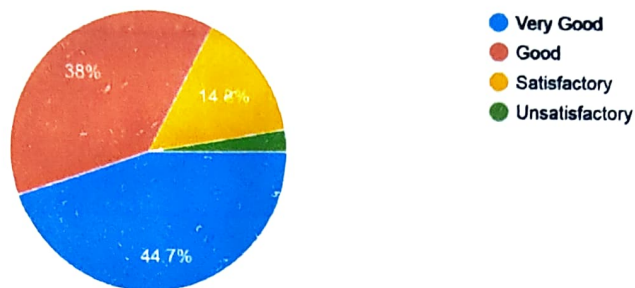
521 responses



43.4% of students said that the syllabus was done in a proper manner and teachers compelled them to go to the library while 39.9% said a good amount of syllabus was covered by the teachers. 13.6% of students gave satisfactory responses and the rest felt unsatisfactory.

11. Depth of the syllabus content.

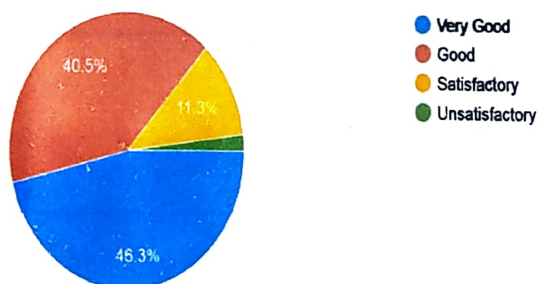
521 responses



44.7% of the students agreed that the depth of the syllabus content was very good while 38% felt that it was covered in a good way. 14.8 % said that syllabus content was covered up to satisfactory level while the rest felt it as unsatisfactory.

12. Overall rating

521 responses



46.3 % of the students said that the overall rating was very good , 40.5 % of them said it was good, while 11.3 % of them said it was satisfactory and others said it was unsatisfactory. Majority portion of students think that the overall rating of the syllabus content is good.

[Signature]
3.1.24
PRINCIPAL
G.H.G Khalsa College
Gurusar Sadhar (Ludhiana)